

Patternübersicht

ReiIng

LK 1/2

Pattern 6

LK 4

Pattern 14

Ranch Rldng (12/2017)

LK 1

Pattern 1

LK 2

Pattern 5

LK 3

Pattern 2

LK 4/5 A

Pattern 2

LK 4/5 B

Pattern 2

Western Rldng

LK 1-3

Pattern 7

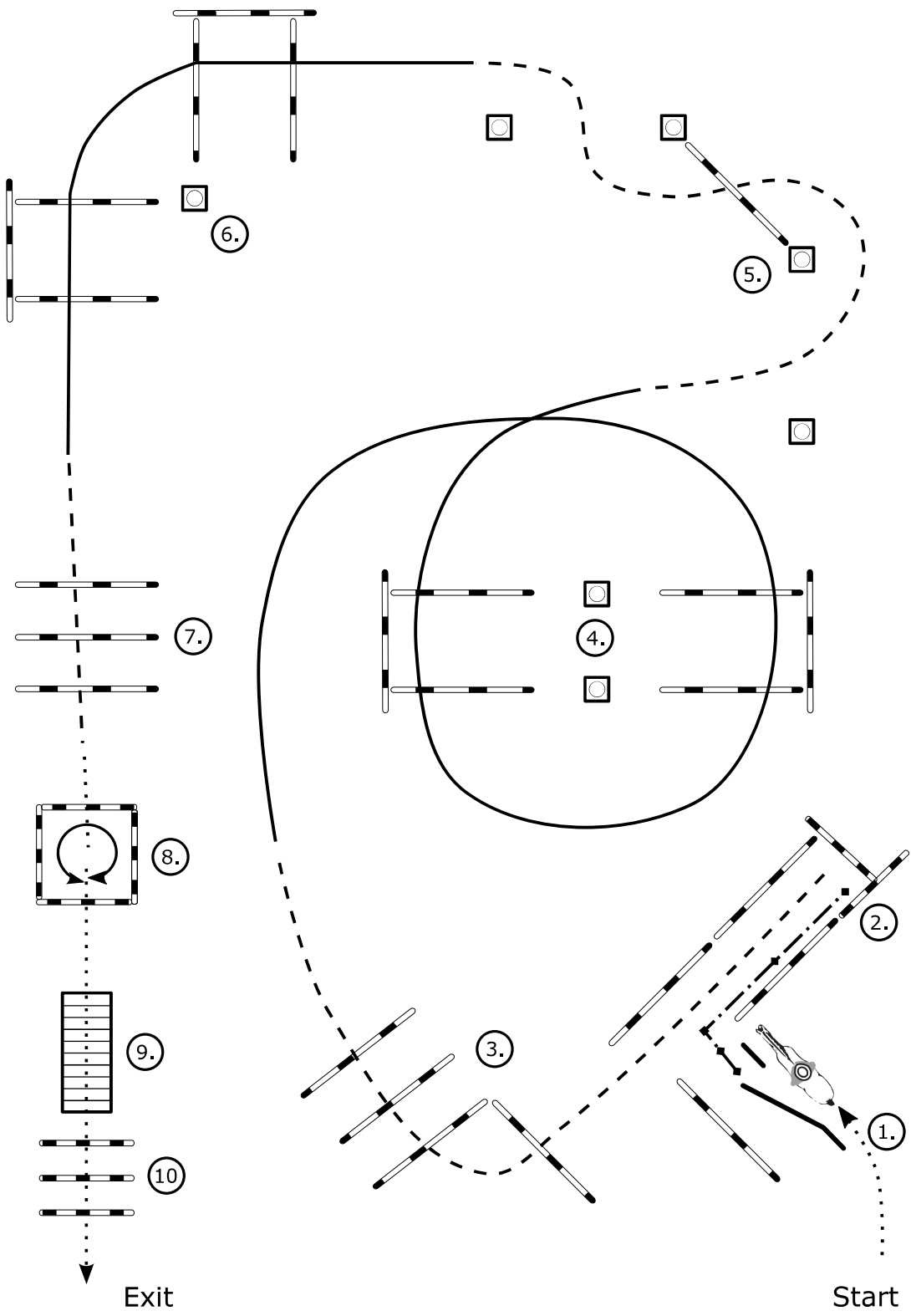
Senior Superhorse (2018)

LK 1/2

Pattern 1



Trail Horse LK 1/2

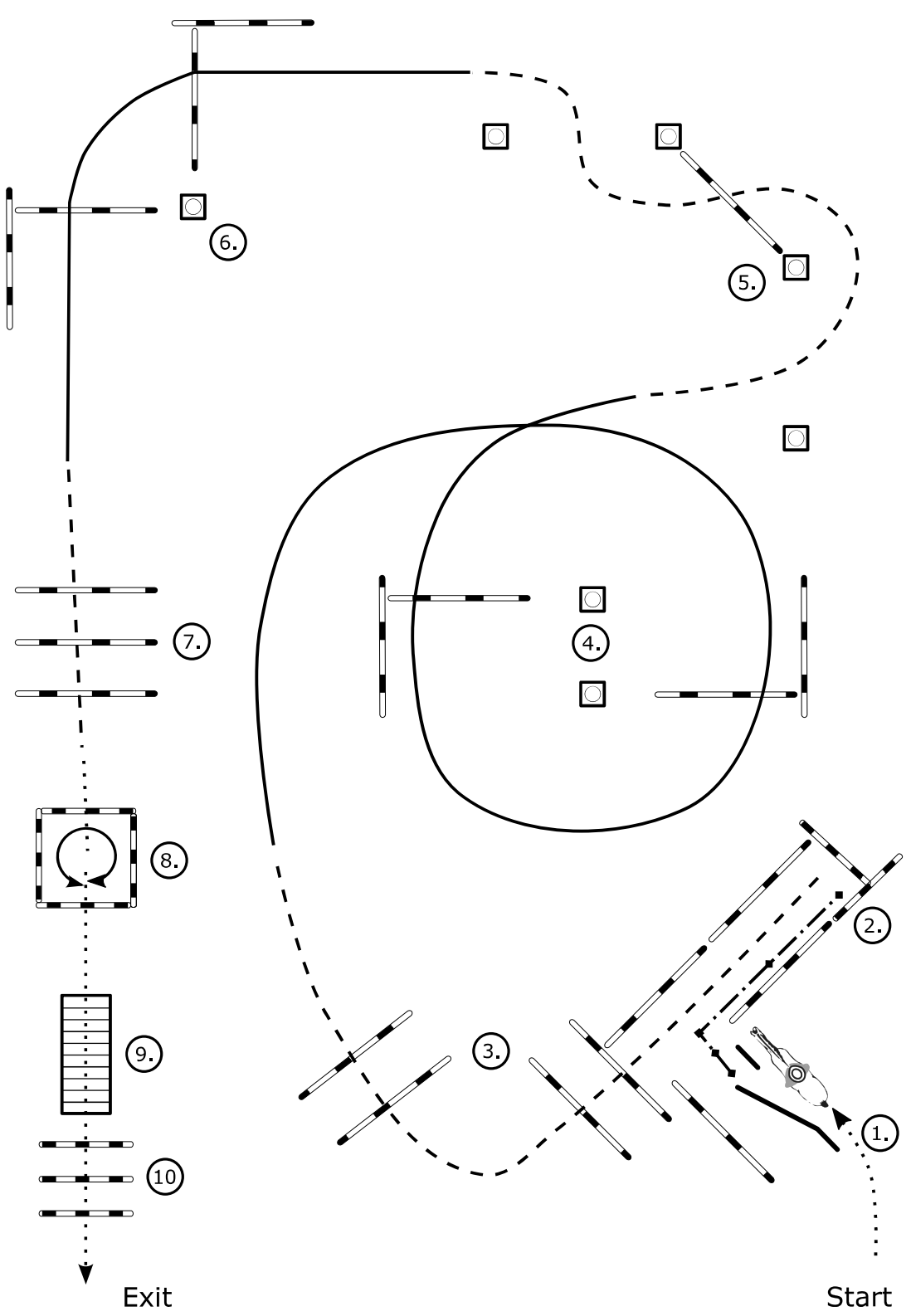


1. Gate (LH)
2. Back Thru Poles
Jog Out Chute
3. Jog Over Poles
4. Lope (RL) Over Poles
5. Jog Thru Serpentine,
Jog Over Pole
6. Lope (LL) Over Poles
7. Jog Over Poles
8. Walk Into Box
360° Turn Either Way
Walk Out Box
9. Bridge
10. Walk Over Poles

LH = Left Hand
 RH = Right Hand
 LL = Left Lead
 RL = Right Lead

- Walk
- - - - - Jog
- Lope
- ◄ - - - - ► Backup
- ◄ ► Sidepass
- X —— Lead Change

Trail Horse LK 3

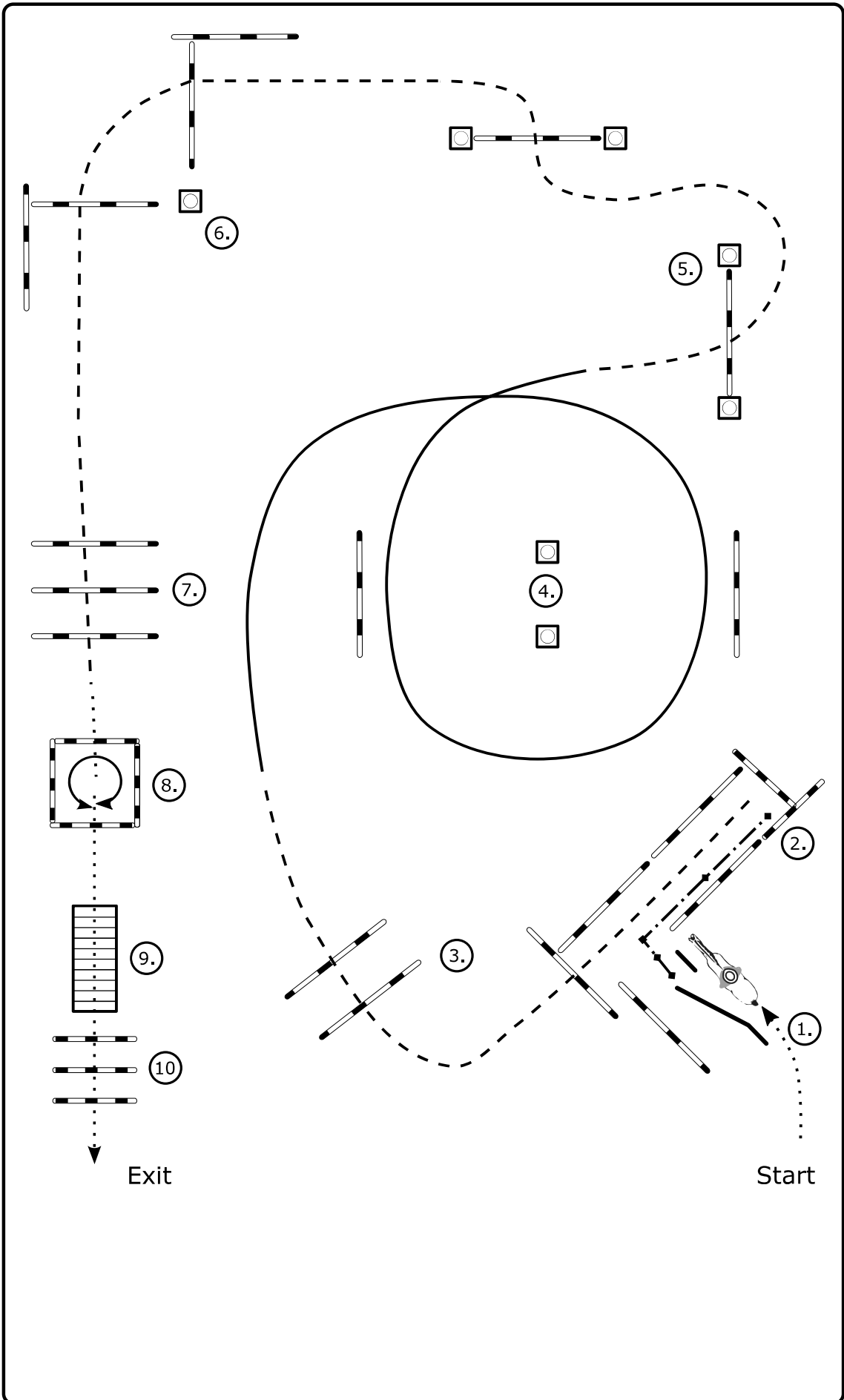


1. Gate (LH)
2. Back Thru Poles
Jog Out Chute
3. Jog Over Poles
4. Lope (RL) Over Poles
5. Jog Thru Serpentine,
Jog Over Pole
6. Lope (LL) Over Poles
7. Jog Over Poles
8. Walk Into Box
360° Turn Either Way
Walk Out Box
9. Bridge
10. Walk Over Poles

LH = Left Hand
 RH = Right Hand
 LL = Left Lead
 RL = Right Lead

- Walk
- - - - - Jog
- Lope
- ◄ - - - - ► Backup
- ↻ Sidepass
- X — Lead Change

Trail Horse LK 4/5 A/B

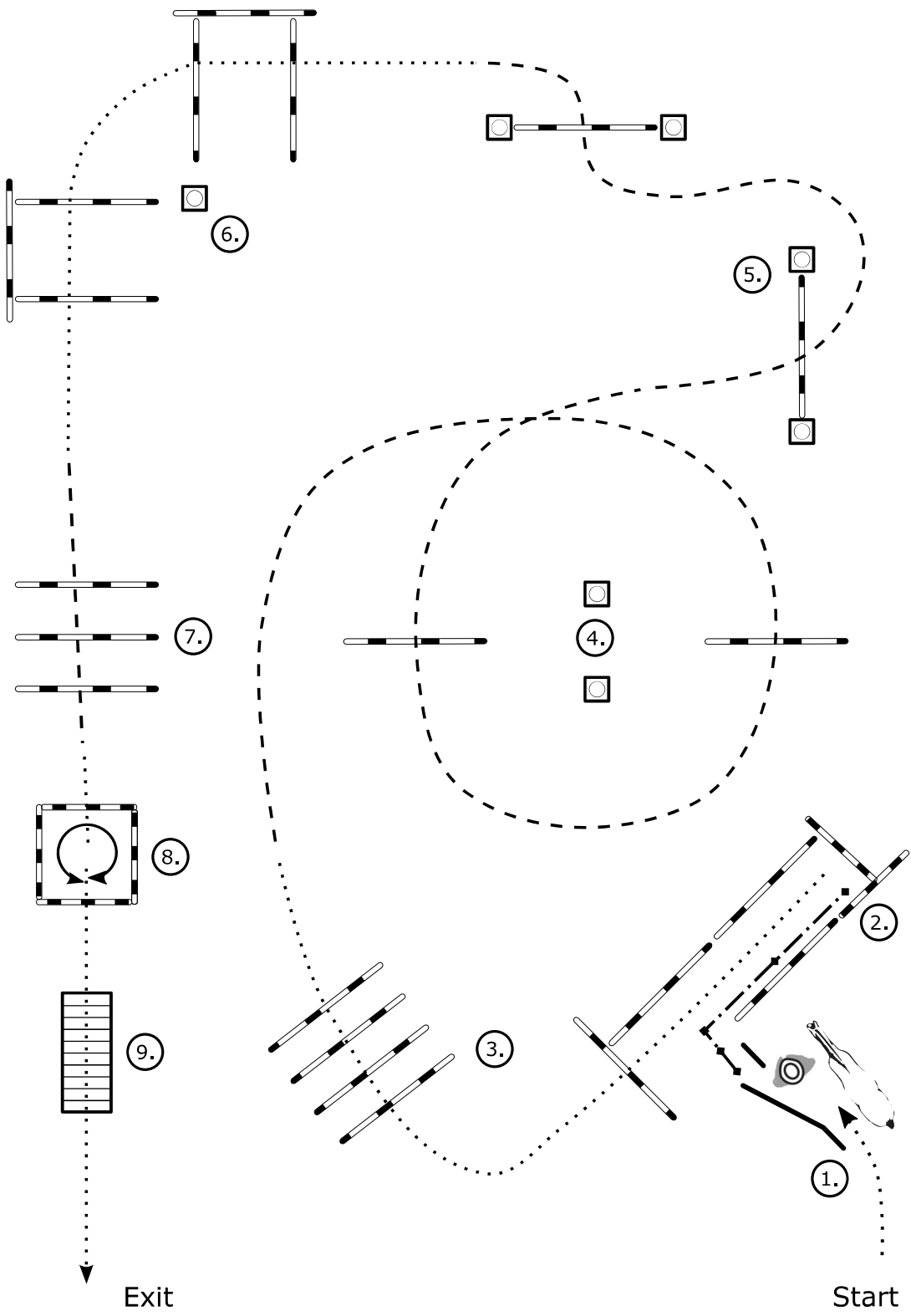


1. Gate (LH)
2. Back Thru Poles
Jog Out Chute
3. Jog Over Poles
4. Lope (RL) around cones
5. Jog Thru Serpentine,
Jog Over Poles
6. Jog Over Poles
7. Jog Over Poles
8. Walk Into Box
360° Turn Either Way
Walk Out Box
9. Bridge
10. Walk Over Poles

LH = Left Hand
 RH = Right Hand
 LL = Left Lead
 RL = Right Lead

- Walk
- - - - - Jog
- Lope
- ◄ - - - - ► Backup
- ↻ Sidepass
- X — Lead Change

Trail Horse In Hand / Walk-Trot

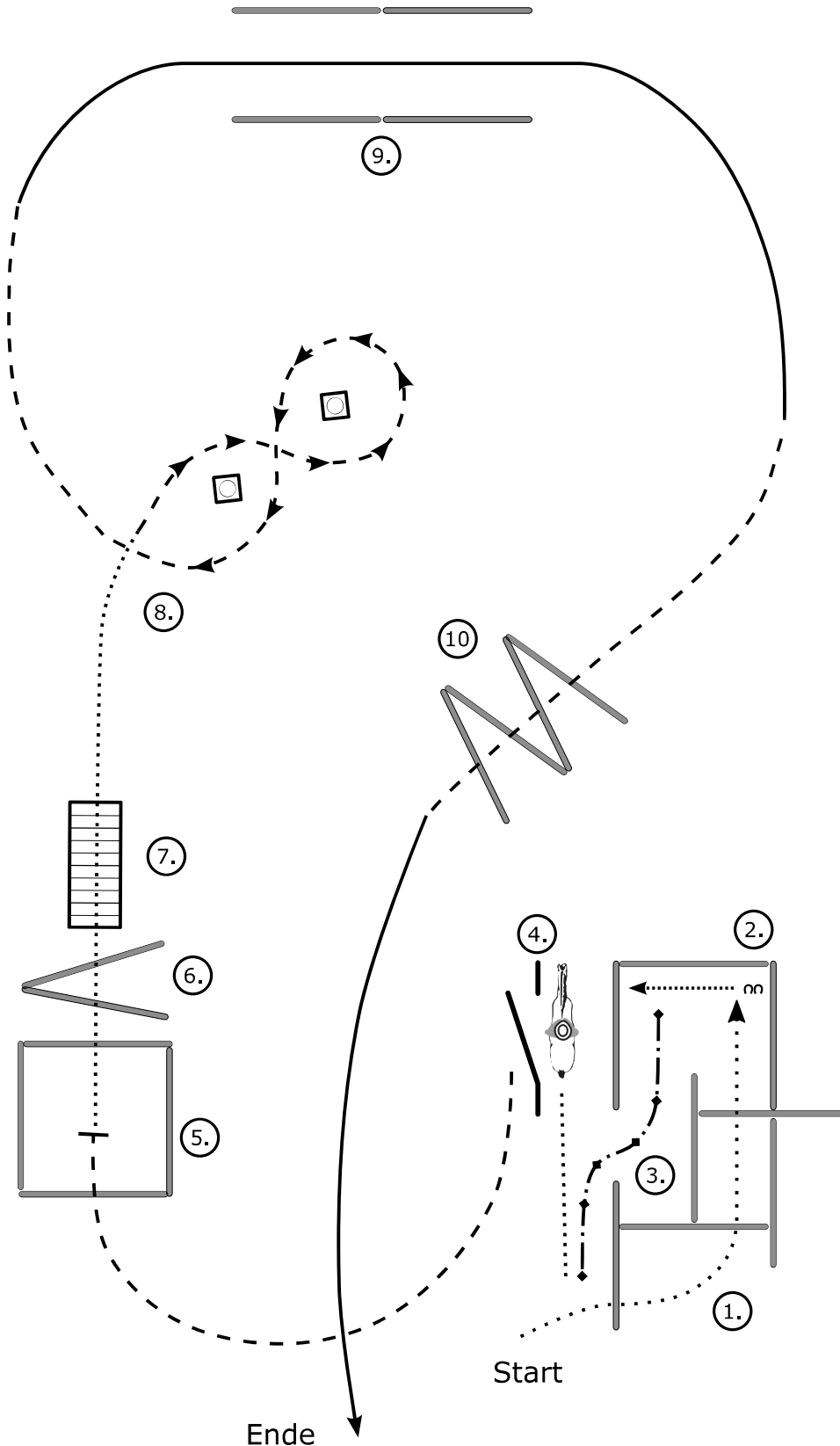


1. Gate (LH)
2. Back Thru Poles
Walk Out Chute
3. Walk Over Poles
4. Jog around cones
5. Jog Over Poles
6. Walk Over Poles
7. Jog Over Poles
8. Walk Into Box
360° Turn Either Way
Walk Out Box
9. Bridge

LH = Left Hand
 RH = Right Hand
 LL = Left Lead
 RL = Right Lead

- Walk
- - - - - Jog
- Lope
- ◄-----► Backup
- no> Sidepass
- X ———— Lead Change

Ranch Trail LK 4/5

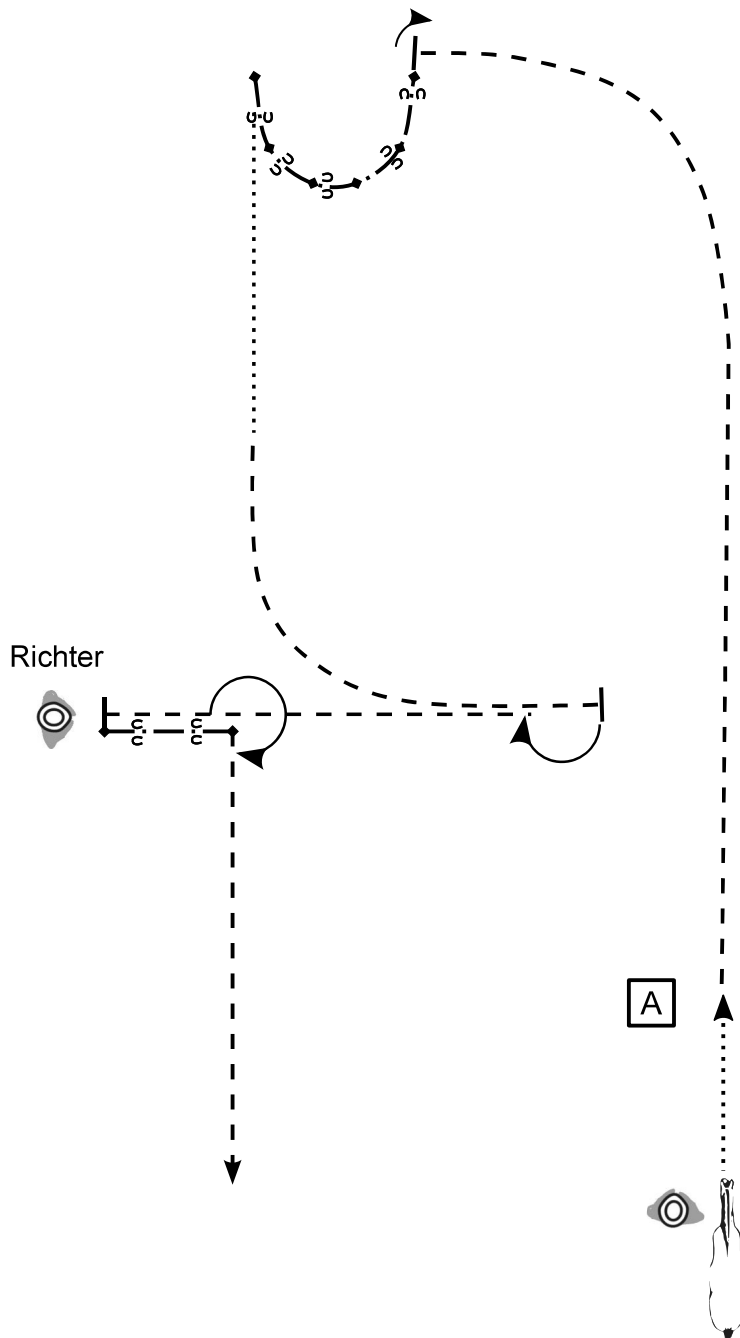


1. Walk Overs
Walk In
2. Sidepass (L)
3. Back Up
4. Walk
Gate (LH)
5. Jog, Jog In
Ground Tie
6. Aufsitzen, Walk Out
Walk Overs
7. Bridge
8. Jog around markers
9. Lope (RL) thru poles
Lope Out
10. Jog Overs
Lope Out

LH = Left Hand
 RH = Right Hand
 LL = Left Lead
 RL = Right Lead

- Walk
- - - - - Jog
- Lope
- ◄ - - - - ► Backup
- nn> Sidepass
- X — Lead Change

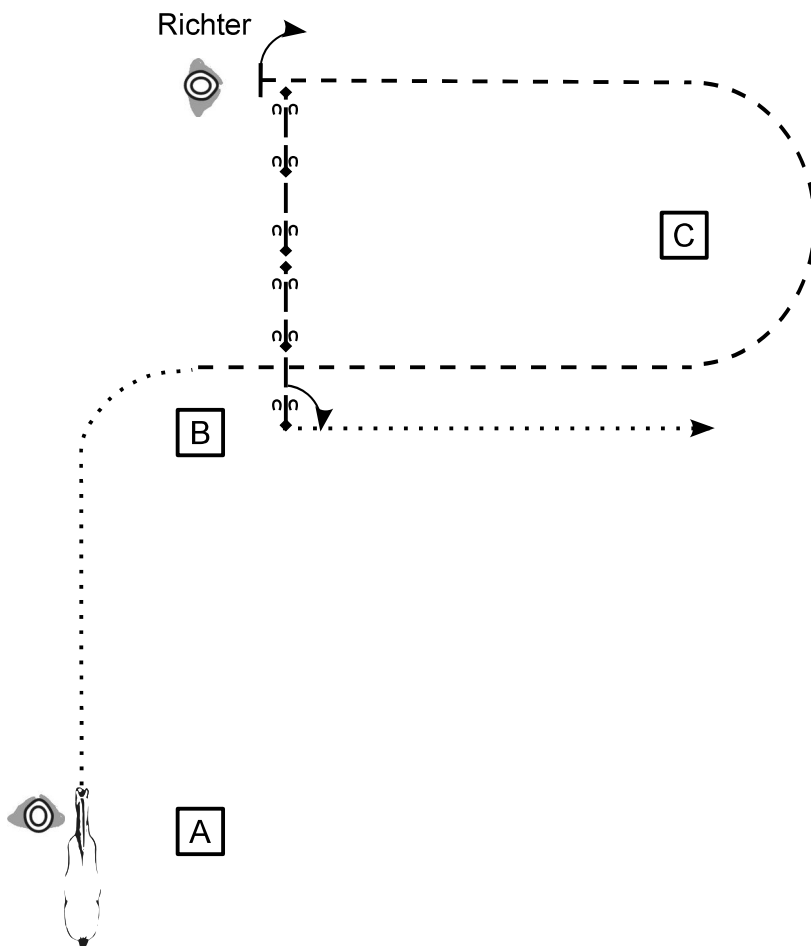
Showmanship at Halter LK 1/2



1. Walk zu A
 Jog am Richter vorbei und
 in einem Bogen - Stop
2. 90° Turn
3. Back Up
4. Walk, Jog in einem Bogen
 vom Richter weg - Stop
5. 180° Turn
6. Jog zum Richter - Stop
 Set Up
7. Back Up
8. 270° Turn
 Im Jog in die Warm Up Area

- A** Marker
- Walk
- - - - - Jog
- - - - - ext. Jog
- ← ↻ → ↻ ↻ ↻ ↻ Back Up

Showmanship at Halter LK 3/4



- Set Up bei A
1. Walk bis B und um B herum
 2. bei B im Jog um C herum zum Richter - Stop
 3. Set Up
 4. 90° Turn
 5. Back Up bis B
 6. 90° Turn
Walk zurück ins Line Up

- A** Marker
 Walk
 - - - - - Jog
 - - - - - ext. Jog
 ← ↻ — ↻ — ↻ → Back Up

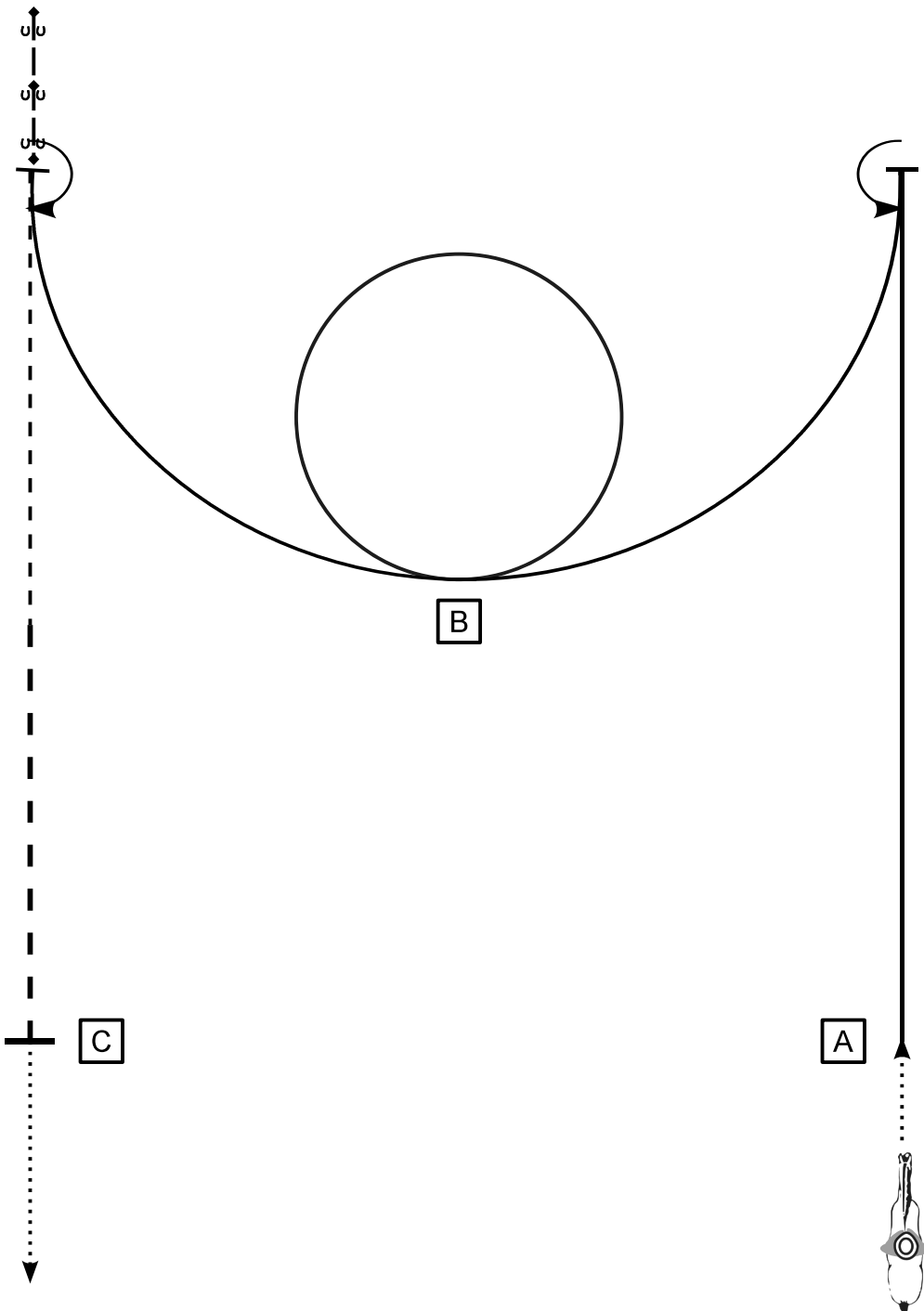
Western Horsemanship LK 1/2



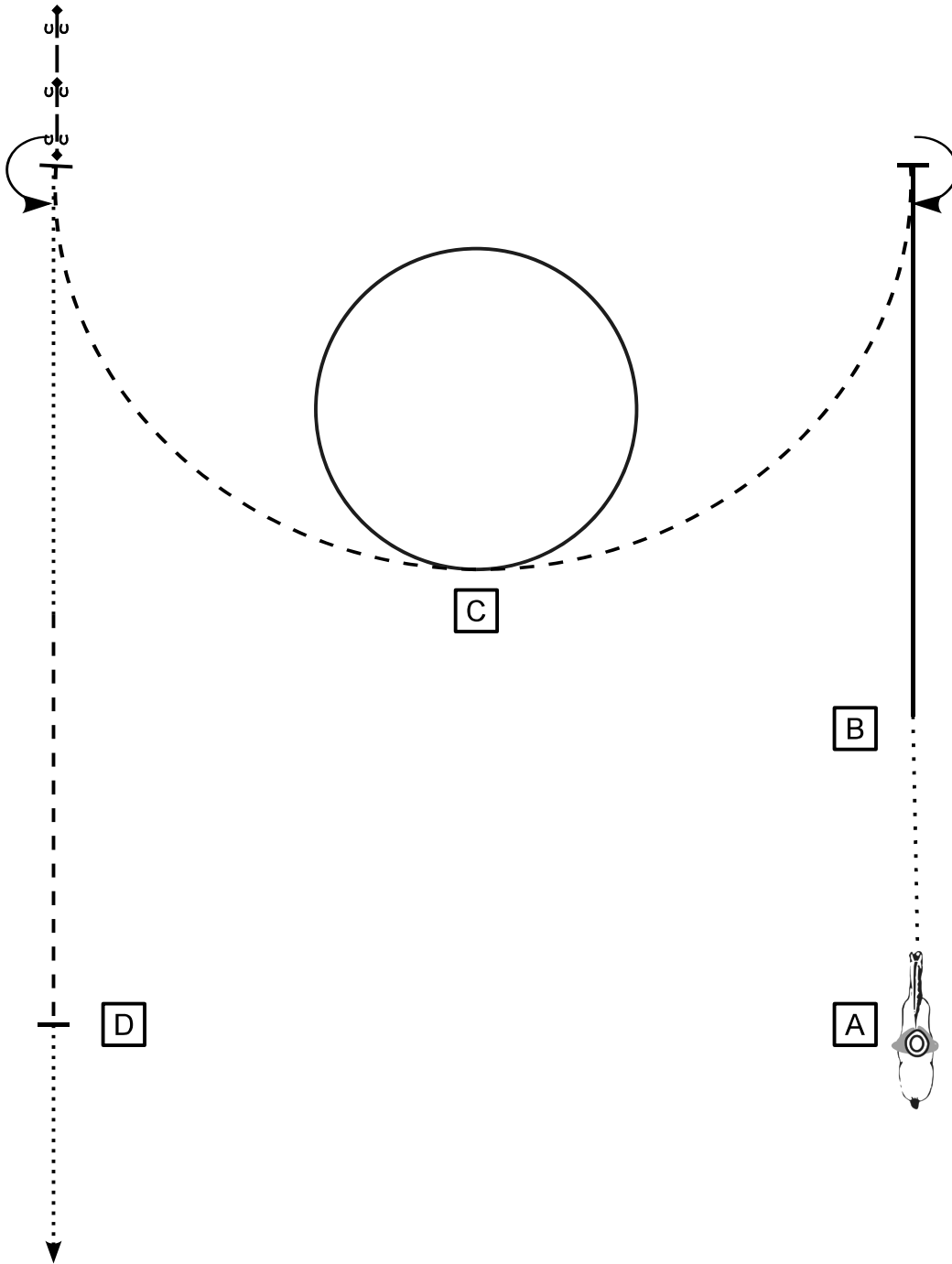
1. Walk zu A
2. Lope (LL) bis hinter B
Stop
2. 180° Turn (L)
3. Lope (RL)
+ einen halben Zirkel
+ bei B einen Zirkel
Stop
4. 180° Turn (R)
5. Back Up
6. Jog bis Höhe B
7. ext. Jog bis C
Stop
Walk in Warm Up Area

L = Left
 R = Right
 LL = Left Lead
 RL = Right Lead

- A** Marker
- Walk
 - - - - - Jog
 - - - - - ext. Jog
 - Lope
 - ext. Lope
 - ◄ — — — — — ► Backup
 - no Sidepass
 - X ———— Lead Change



Western Horsemanship LK 3/4

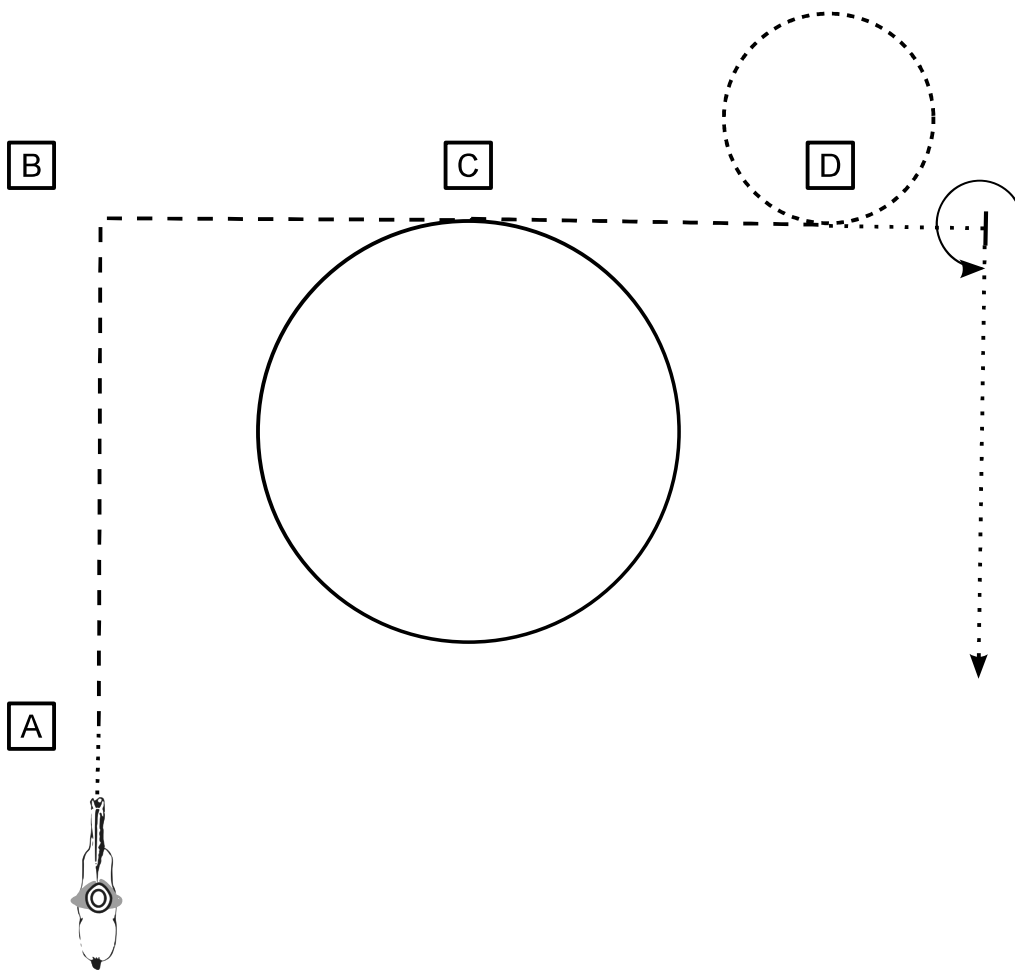


- Set up bei A
1. Walk bis B
 2. Lope (LL) bis hinter C
Stop
 2. 180° Turn (R)
 3. Jog
+ einen halben Jog Zirkel
+ bei C einen Lope Zirkel
Stop
 4. 180° Turn (L)
 5. Back Up
 6. Walk bis Höhe C
 7. Jog bis D
Stop
Walk in Warm Up Area

L = Left
 R = Right
 LL = Left Lead
 RL = Right Lead

- A** Marker
- Walk
 - - - - - Jog
 - - - - - ext. Jog
 - Lope
 - ext. Lope
 - ◄ — — — — — ► Backup
 - no Sidepass
 - X ———— Lead Change

Western Horsemanship LK 5



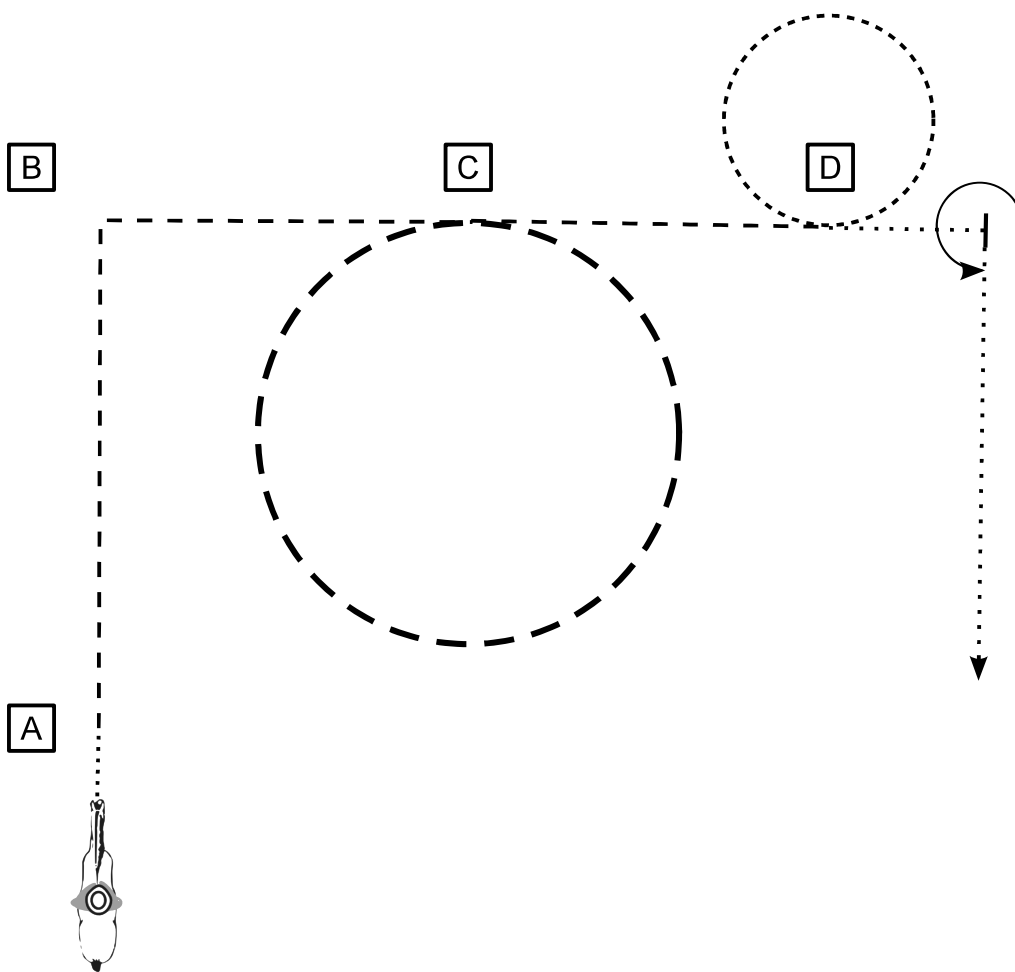
1. Walk bis A
2. Jog bis C
3. bei C Lope (RL) Zirkel
4. Jog bis D
5. Walkzirkel um D und hinter D - Stop
6. 270° Turn (L),

Walk in den Warm Up Bereich

L = Left
 R = Right
 LL = Left Lead
 RL = Right Lead

A	Marker
.....	Walk
- - - - -	Jog
- - - - -	ext. Jog
—————	Lope
—————	ext. Lope
◄ — 3 — 3 — 3 — ►	Backup
no →	Sidepass
————— X —————	Lead Change

Western Horsemanship Walk-Trot



1. Walk bis A
2. Jog bis C
3. bei C ext. Jogzirkel
4. Jog bis D
5. Walkzirkel um D und hinter D - Stop
6. 270° Turn (L),

Walk in den Warm Up Bereich

L = Left
 R = Right
 LL = Left Lead
 RL = Right Lead

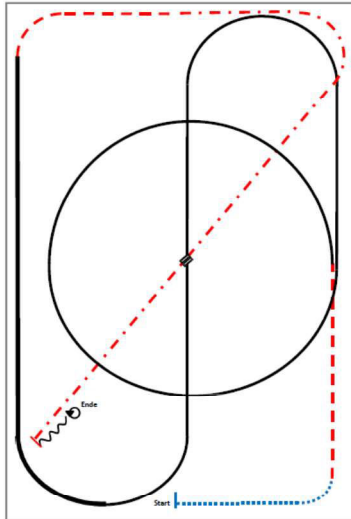
A	Marker
.....	Walk
- - - - -	Jog
- - - - -	ext. Jog
—————	Lope
—————	ext. Lope
◄ — 3 — 3 — 3 — ►	Backup
no →	Sidepass
————— X —————	Lead Change

Ranch Riding

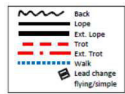
LK 1

Stand 12/2017

Pattern RR #1: LK 1/2 A/B jun. Quali
 Arenagröße: mind. 20x40m



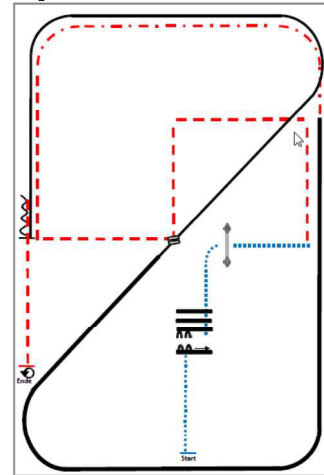
- 1) Walk.
- 2) Trot.
- 3) Lope left lead circle, lope.
- 4) Leadchange in the center.
- 5) Lope right lead.
- 6) Extended lope.
- 7) Trot.
- 8) Extended trot.
- 9) Stop, back.
- 10) 360° turn seach direction either way first



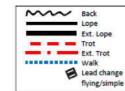
LK 2

Stand 12/2017

Pattern RR #5: LK 1/2 A/B jun. Quali
 Arenagröße: mind. 20x40m



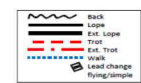
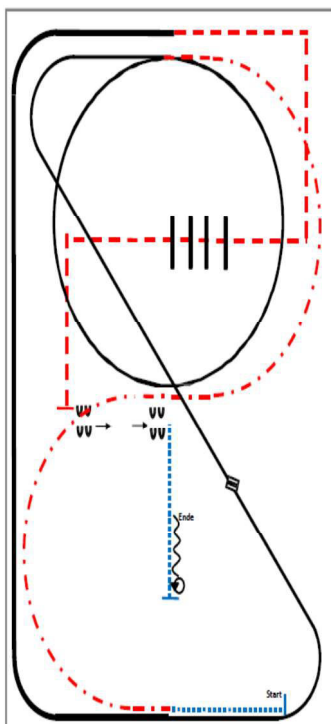
- 1) Walk
- 2) Walk in, sidepass right, walk over.
- 3) Gate, walk.
- 4) Trot corners through the center of the arena.
- 5) Extended trot around the end of the arena.
- 6) Extended lope right lead, lope right lead
- 7) Leadchange in the center of the arena.
- 8) Lope left lead.
- 9) Stop, back
- 10) Trot, stop, 360° turns each direction either way first.



LK 3

Stand 12/2017

Pattern RR #2: LK3 A/B
 Arenagröße: mind. 20x40m

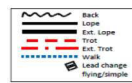
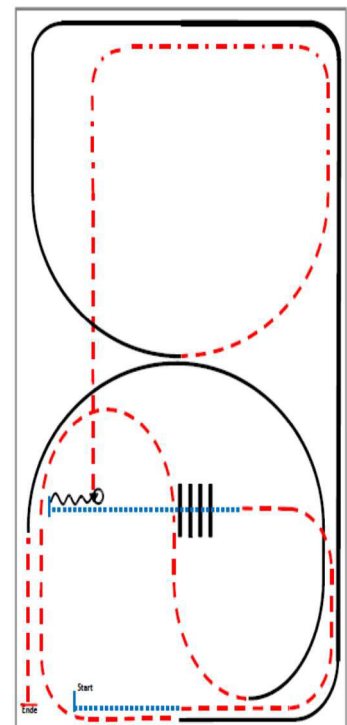


- 1) Walk.
- 2) Extended trot, trot.
- 3) Lope left lead one circle, lope left lead.
- 4) Leadchange.
- 5) Lope right lead.
- 6) Extended lope.
- 7) Trot corners.
- 8) Trot over, trot.
- 9) Stop, sidepass left.
- 10) Walk, stop.
- 11) 360° turn right or left, back.

LK 4/5

Stand 12/2017

Pattern RR #2: LK 4/5 A/B
 Arenagröße: mind. 20x40m



- 1) Walk.
- 2) Trot.
- 3) Walk over, walk.
- 4) Stop, back, 90° turn right.
- 5) Trot, extended trot, trot.
- 6) Lope right lead.
- 7) Extended lope, lope.
- 8) Trot.
- 9) Lope left lead.
- 10) Trot, stop.